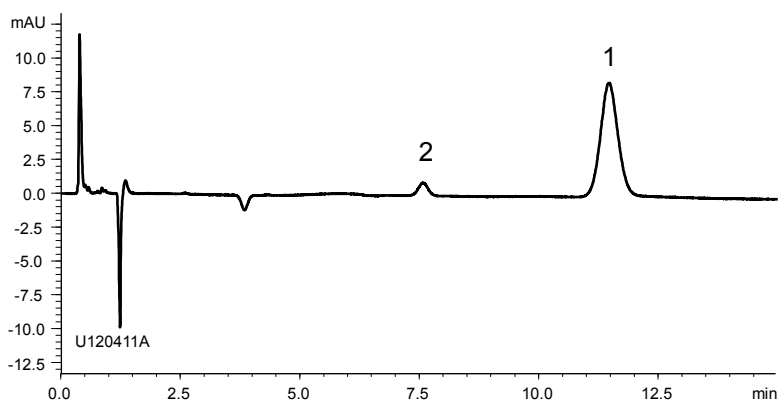


タクロリムスカプセル

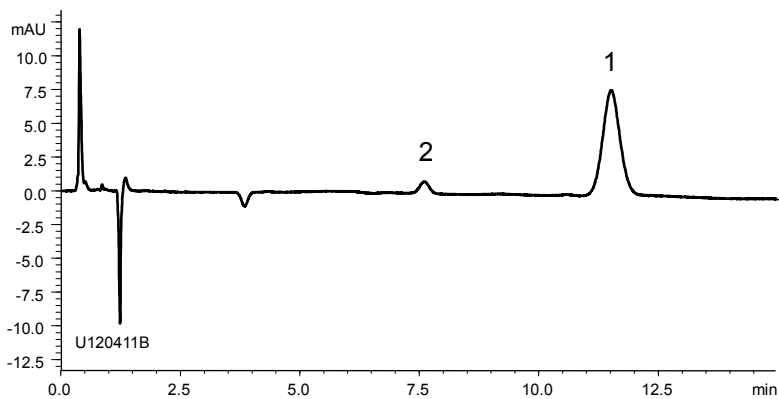
Tacrolimus capsules

U120413B

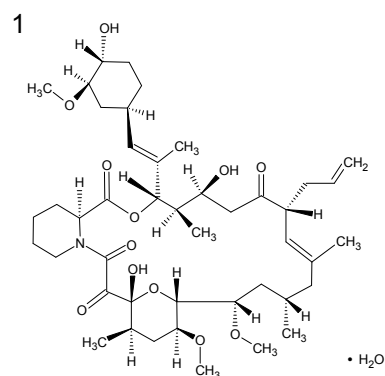
A) Standard solution*
(50 µg/mL Tacrolimus)



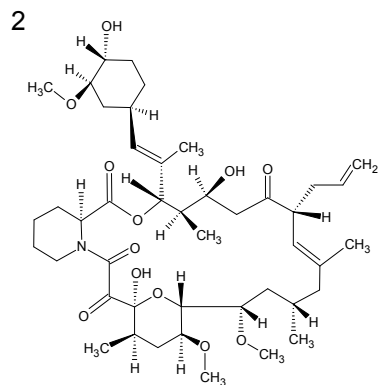
B) Sample solution*
(50 µg/mL Tacrolimus)



	System suitability requirement	Result
Tailing factor (Tacrolimus)	≤2.0	1.06
Sum of relative standard deviation of the 1 and 2	≤3.0%	2.5%



Tacrolimus



Tacrolimus 19-epimer

Column : YMC-Triart C18 (3 µm, 12 nm)
50 X 4.6 mmI.D.

Eluent : acetonitrile/*tert*-butyl methyl ether/6 mM phosphoric acid (335/55/600)

Flow rate : 1.3 mL/min

Temperature : 60°C

Detection : UV at 205 nm

Injection : 5 µL

(Modified conditions of The United States Pharmacopeial Forum 36(6); Assay)

*Standard solution was prepared from Tacrolimus supplied as a reagent for laboratory use.
Sample solution was prepared from Tacrolimus capsules.