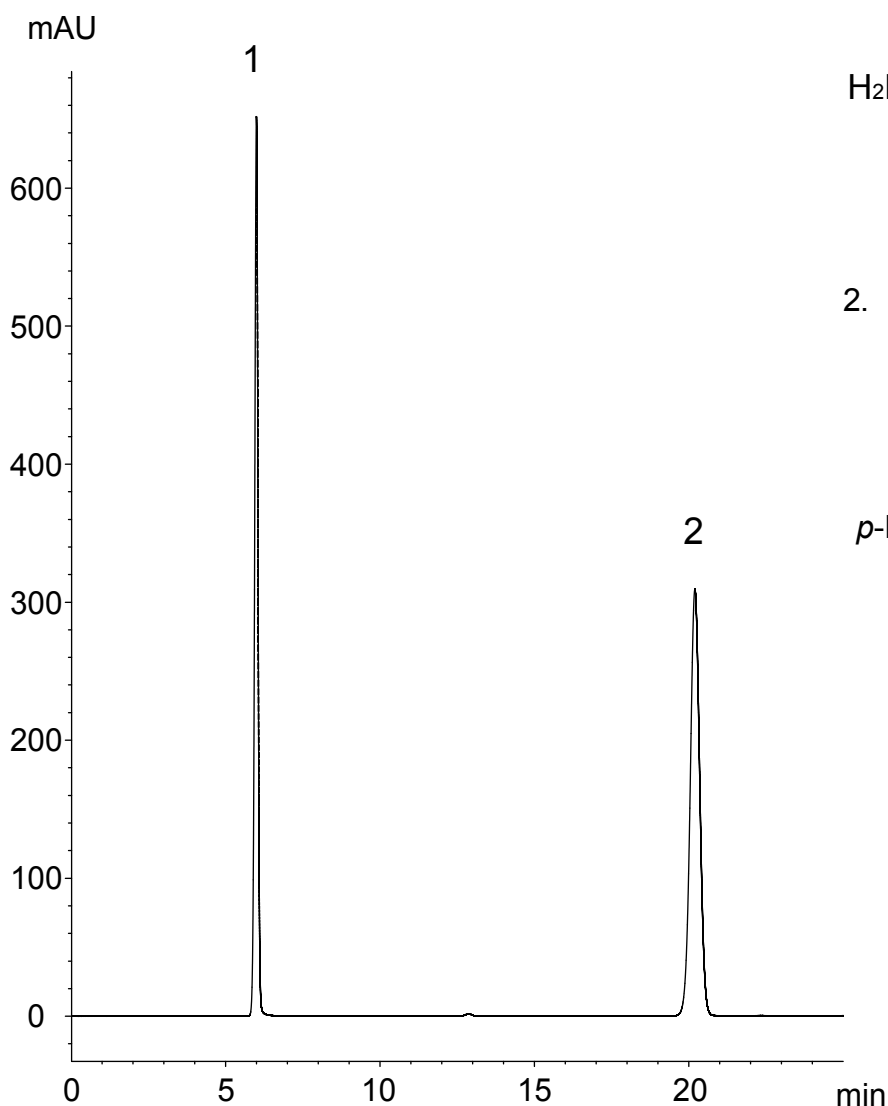
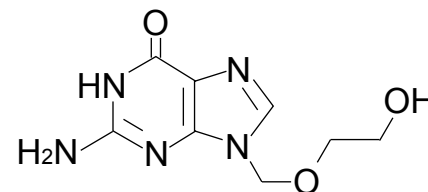


シロップ用アシクロビル
Aciclovir for syrup

R100720B

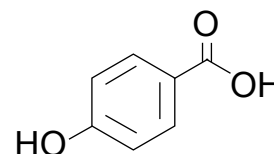


1.



Aciclovir (Acyclovir)

2.



p-Hydroxybenzoic acid (I.S.)

Column : YMC-Triart C18 (5 μm, 12 nm)
250 X 4.6 mm I.D.

Eluent : phosphate buffer containing 1-octansulfonic acid sodium salt[※]/acetonitrile (950/50)
[※]Dissolve 7.8 g of NaH₂PO₄·2H₂O and 0.85 g of 1-octansulfonic acid sodium salt in 900 mL of water → adjust pH 3.0 by H₃PO₄ → add water to make 950 mL

Flow rate : 1.3 mL/min (adjust the flow rate so that the retention time of aciclovir is about 5 min)

Temperature : 40°C

Detection : UV at 254 nm

Injection : 20 μL (0.1, 0.08 mg/mL)

(日本薬局方収載原案記載条件)